

# XXV18B1NAM12

Ultrasonic sensors XX, ultrasonic sensor, M18 metal, Sn 50 mm, NPN NO, M12



## Main

|                               |   |
|-------------------------------|---|
| Range of product              | Telemecanique Ultrasonic sensors XX           |
| Sensor type                   | Ultrasonic sensor                             |
| Series name                   | General purpose                               |
| Sensor name                   | XXV   |
| Sensor design                 | Cylindrical M18                               |
| Detection system              | Diffuse                                       |
| [Sn] nominal sensing distance | 0.05 m fixed                                  |
| Material                      | Metal   |
| Type of output signal         | Discrete                                      |
| Discrete output function      | 1 NO  |
| Wiring technique              | 3-wire  |
| Discrete output type          | NPN   |
| [Us] rated supply voltage     | 12...24 V DC with reverse polarity protection |
| Electrical connection         | Male connector M12 4 pins                     |
| [Sd] sensing range            | 0.003...0.05 m                                |
| Beam angle                    | 10 °  |
| IP degree of protection       | IP67 conforming to IEC 60529                  |

## Complementary

|   |   |
|---|---|
| Enclosure material                                | Brass   |
| Front material                                    | Epoxy   |
| Thread type                                       | M18 x 1   |
| Supply voltage limits                             | 10...36 V DC                                      |
| [Sa] assured operating distance                   | 0.003...0.05 m                                    |
| Maximum differential travel                       | 3 mm  |
| Blind zone  | 0...3 mm  |
| Transmission frequency                            | 360 kHz   |
| Repeat accuracy                                   | 1.5 %   |
| Deviation angle from 90° of object to be detected | -8...8 °  |
| Minimum size of detected object                   | Cylinder diameter 2 mm at 0.02 m                  |
| Status LED  | Output state: 1 LED (yellow)                      |
| Current consumption                               | 15 mA   |
| Maximum switching current                         | 200 mA with overload and short-circuit protection |
| Maximum voltage drop                              | 2 V   |
| Switching frequency                               | <= 80 Hz  |
| Maximum delay first up                            | 5 ms  |
| Maximum delay response                            | 4 ms  |
| Maximum delay recovery                            | 4 ms  |
| Marking   | CE  |
| Threaded length                                   | 51 mm   |
| Height  | 18 mm   |
| Width   | 18 mm   |
| Depth   | 75 mm   |
| Net weight  | 0.05 kg   |

The information provided in this documentation contains general descriptions and/or technical characteristics of the performance of the products contained herein. This documentation is not intended as a substitute for and is not to be used for determining suitability or reliability of these products for specific user applications. It is the duty of any such user or integrator to perform the appropriate and complete risk analysis, evaluation and testing of the products with respect to the relevant specific application or use thereof. Neither TWSS Holding nor any of its affiliates or subsidiaries shall be responsible or liable for misuse of the information contained herein.

## Environment

|                                       |  |
|---------------------------------------|--|
| Standards                             | IEC 60947-5-2  |
| Product certifications                | cULus  |
| Ambient air temperature for operation | 0...60 °C  |
| Ambient air temperature for storage   | -40...80 °C  |
| Vibration resistance                  | +/- 2 mm conforming to IEC 60068-2-6 (f = 10...55 Hz)      |
| Shock resistance                      | 50 gn in all 3 axes for 11 ms conforming to IEC 60068-2-27 |
| Resistance to electrostatic discharge | 8 kV level 4 conforming to IEC 61000-4-2                   |
| Resistance to electromagnetic fields  | 10 V/m level 3 conforming to IEC 61000-4-3                 |
| Resistance to fast transients         | 1 kV level 3 conforming to IEC 61000-4-4                   |

## Packing Units

|                              |          |
|------------------------------|----------|
| Unit Type of Package 1       | PCE      |
| Number of Units in Package 1 | 1        |
| Package 1 Height             | 4.318 cm |
| Package 1 Width              | 6.604 cm |
| Package 1 Length             | 9.652 cm |
| Package 1 Weight             | 72.575 g |

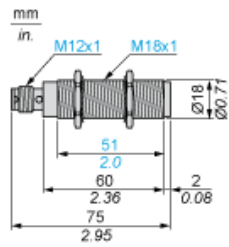
## Offer Sustainability

|  |   |
|--|---|
| Sustainable offer status                   | Green Premium product   |
| California proposition 65                  | WARNING: This product can expose you to chemicals including: Diisononyl phthalate (DINP), which is known to the State of California to cause cancer, and Di-isodecyl phthalate (DIDP), which is known to the State of California to cause birth defects or other reproductive harm. For more information go to <a href="http://www.P65Warnings.ca.gov">www.P65Warnings.ca.gov</a> |
| For all Reach Rohs enquiries contact us at | <a href="mailto:sustainability@tesensors.com">sustainability@tesensors.com</a>  |

## Contractual warranty

|          |           |
|----------|-----------|
| Warranty | 18 months |
|----------|-----------|

## Dimensions



---

## Minimum Mounting Distances

---



- e(1) 25 mm
- >
- e(2) 700 mm
- >
- e(3) 60 mm
- >

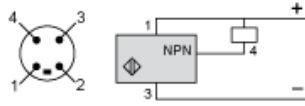
---

## Wiring Diagram

---

### 3-Wire Type

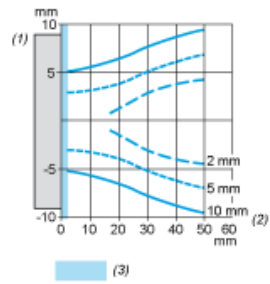
NO outputs, NPN



- (1) (+)
- (3) (-)

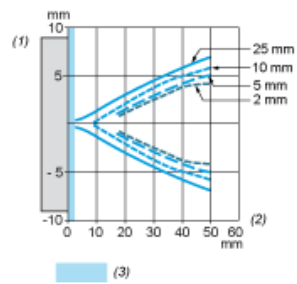
Curves

Square Object



- (1) Parallel movement
- (2) Distance
- (3) Blind zone for diffuse sensors.

Cylindrical Object



- (1) Parallel movement
- (2) Distance
- (3) Blind zone for diffuse sensors.