

XX218A3PFM12

Ultrasonic sensors XX, ultrasonic sensor cylindrical M18, 2 filling levels, Sn 0.5 m, NO, M12



Main

Range of product	Telemecanique Ultrasonic sensors XX
Sensor type	Ultrasonic sensor
Series name	Application
Sensor name	XX2
Sensor design	Cylindrical M18
Detection system	Diffuse
[Sn] nominal sensing distance	0.5 m adjustable with remote teach push-button
Material	Plastic
Type of output signal	Discrete
Discrete output function	1 NO
Wiring technique	3-wire
Discrete output type	PNP
[Us] rated supply voltage	12...24 V DC with reverse polarity protection
Electrical connection	Male connector M12 4 pins
Product specific application	For 2 filling levels monitoring
[Sd] sensing range	0.051...0.508 m
Beam angle	6 °
IP degree of protection	IP67 conforming to IEC 60529

Complementary

Enclosure material	Valox
Front material	Epoxy
Thread type	M18 x 1
Supply voltage limits	10...28 V DC
[Sa] assured operating distance	0.051...0.508 m (teach mode)
Maximum differential travel	2.5 mm
Blind zone	0...51 mm
Transmission frequency	300 kHz
Repeat accuracy	1.27 %
Deviation angle from 90° of object to be detected	-7...7 °
Minimum size of detected object	Cylinder diameter 2.5 mm at 0.15 m
Status LED	Setting-up assistance: 1 LED (dual colour) Supply on: 1 LED (green) Output state: 1 LED (yellow)
Current consumption	40 mA
Maximum switching current	100 mA with overload and short-circuit protection
Maximum voltage drop	1 V
Maximum delay first up	100 ms
Maximum delay response	15 ms
Maximum delay recovery	1000 ms
Marking	CE
Threaded length	43 mm
Height	18 mm
Width	18 mm

The information provided in this documentation contains general descriptions and/or technical characteristics of the performance of the products contained herein. This documentation is not intended as a substitute for and is not to be used for determining suitability or reliability of these products for specific user applications. It is the duty of any such user or integrator to perform the appropriate and complete risk analysis, evaluation and testing of the products with respect to the relevant specific application or use thereof. Neither TWSS Holding nor any of its affiliates or subsidiaries shall be responsible or liable for misuse of the information contained herein.

Depth	79 mm
Net weight	0.033 kg

Environment

Standards	IEC 60947-5-2
Product certifications	UL[RETURN]cCSAus
Ambient air temperature for operation	-20...65 °C
Ambient air temperature for storage	-40...80 °C
Vibration resistance	+/-1 mm conforming to IEC 60068-2-6 (f = 10...55 Hz)
Shock resistance	30 gn in all 3 axes for 11 ms conforming to IEC 60068-2-27
Resistance to electrostatic discharge	8 kV level 4 conforming to IEC 61000-4-2
Resistance to electromagnetic fields	10 V/m level 3 conforming to IEC 61000-4-3
Resistance to fast transients	1 kV level 3 conforming to IEC 61000-4-4

Packing Units

Unit Type of Package 1	PCE
Number of Units in Package 1	1
Package 1 Height	4.000 cm
Package 1 Width	8.500 cm
Package 1 Length	8.500 cm
Package 1 Weight	46.000 g
Unit Type of Package 2	S01
Number of Units in Package 2	15
Package 2 Height	15.000 cm
Package 2 Width	15.000 cm
Package 2 Length	40.000 cm
Package 2 Weight	943.000 g

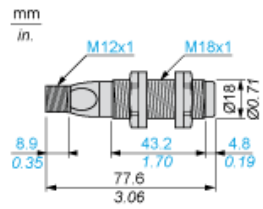
Offer Sustainability

Sustainable offer status	Green Premium product
California proposition 65	WARNING: This product can expose you to chemicals including: Diisononyl phthalate (DINP), which is known to the State of California to cause cancer, and Di-isodecyl phthalate (DIDP), which is known to the State of California to cause birth defects or other reproductive harm. For more information go to www.P65Warnings.ca.gov
For all Reach Rohs enquiries contact us at	sustainability@tesensors.com

Contractual warranty

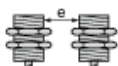
Warranty	18 months
----------	-----------

Dimensions



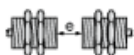
Minimum Mounting Distances

Side by side



e : respect the distances indicated on the detection curves

Face to face

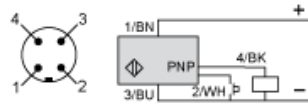


$e > 4 \times S_n$

Wiring Diagram

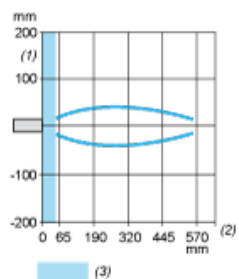
3-Wire Type

NO outputs, PNP



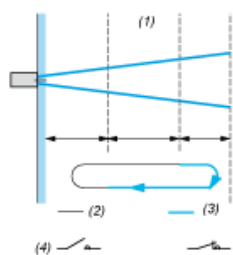
- (1) (+)
- (2) Teach input (WH)
- (3) (-)
- (4) Output
- BN Brown
- WH White
- BU Blue
- BK Black

Curves



- (1) Parallel movement
- (2) Distance
- (3) Blind zone for diffuse sensors.

Operating Curves



- (1) Adjustable detection zone
- (2) Output deactivated
- (3) Output activated
- (4) NO output