

XUY250NC2H03M8

Photoelectric sensors XU, Roller Sensor 250 mm N2, P108 IP50 Hexa 11,2 Cable 0.3 m,M8



Main

Range of product	Telemecanique Photoelectric sensors XU
Series name	Application
Electronic sensor type	Photo-electric sensor
Sensor name	XUY
Sensor design	Roller sensor
Detection system	Diffuse
Material	Metal
Type of output signal	Discrete
Supply circuit type	DC
Wiring technique	3-wire
Discrete output type	PNP or NPN
Discrete output function	1 NO or 1 NC programmable
Electrical connection	1 remote male connector M8, 4 pins
Cable length	0.3 m
Product specific application	Conveyor system
Emission	Infrared
[Sn] nominal sensing distance	0.1 m diffuse

Complementary

Enclosure material	Aluminium
Lens material	Polycarbonate
Cover material	PVC
Pulse frequency	1 kHz
Output type	Solid state
Status LED	1 LED color: yellow for output signal
[Us] rated supply voltage	24 V DC with reverse polarity protection
Supply voltage limits	18...30 V DC
Switching capacity in mA	100 mA (overload and short-circuit protection)
Switching frequency	500 Hz
Maximum voltage drop	<2 V at 100 mA (closed state)
Current consumption	< 35 mA no-load
Maximum delay response	1 ms
Diameter	12 mm
Length	250 mm
Net weight	0.045 kg

Environment

Product certifications	cCSAus[RETURN]CE
Ambient air temperature for operation	-10...55 °C
Ambient air temperature for storage	-20...80 °C
IP degree of protection	IP50 conforming to IEC 60529

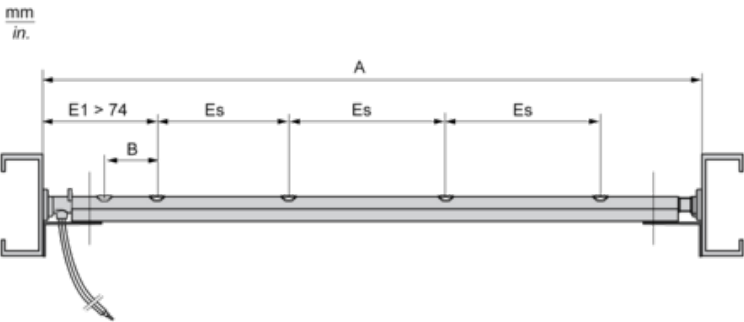
Packing Units

Unit Type of Package 1	PCE
Number of Units in Package 1	1
Package 1 Height	9.0 cm
Package 1 Width	9.0 cm
Package 1 Length	63.0 cm
Package 1 Weight	500.0 g

Offer Sustainability

California proposition 65	WARNING: This product can expose you to chemicals including: Diisononyl phthalate (DINP), which is known to the State of California to cause cancer, and Di-isodecyl phthalate (DIDP), which is known to the State of California to cause birth defects or other reproductive harm. For more information go to www.P65Warnings.ca.gov
For all Reach Rohs enquiries contact us at	sustainability@tesensors.com

Dimensions



Dimensions in mm

A	B	ES
250	29	108

Dimensions in in.

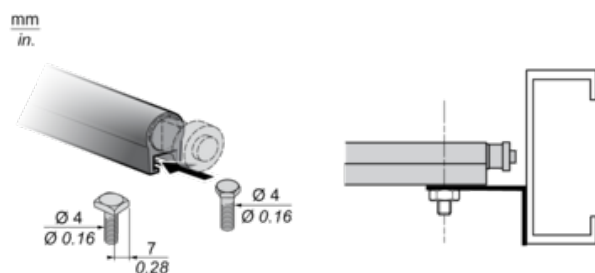
A	B	ES
9.84	1.14	4.25

Mounting

Mounting on the Sides Hexagonal Supports (2 of Each Support are Supplied with the Sensor)

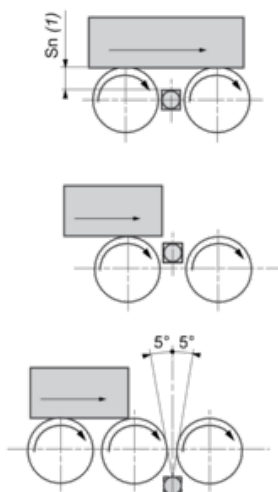


Mounting Underneath (Brackets, Screws and Nuts not Supplied)



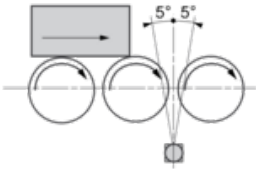

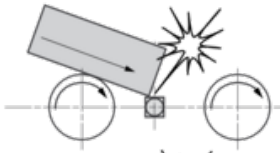
Mounting Precautions

Recommended mounting



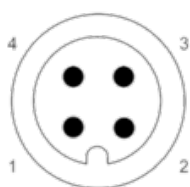
(1) $S_n \leq 100$ mm

Not recommended



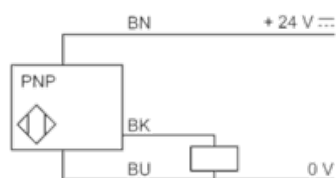
Wiring Schemes

M8 Connector



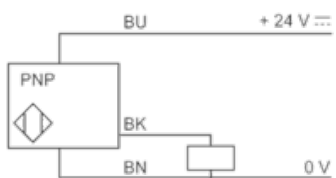
- 1 : Brown
- 2 : White (disconnected)
- 3 : Blue
- 4 : Black

PNP, NO Output



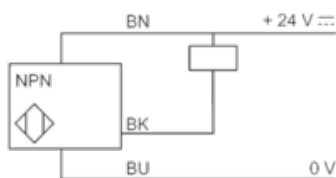
- BN : Brown
- BU : Blue
- BK : Black

PNP, NC Output



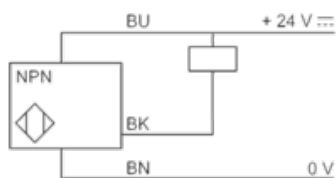
- BN : Brown
- BU : Blue
- BK : Black

NPN, NC Output



- BN : Brown
- BU : Blue
- BK : Black

NPN, NO Output



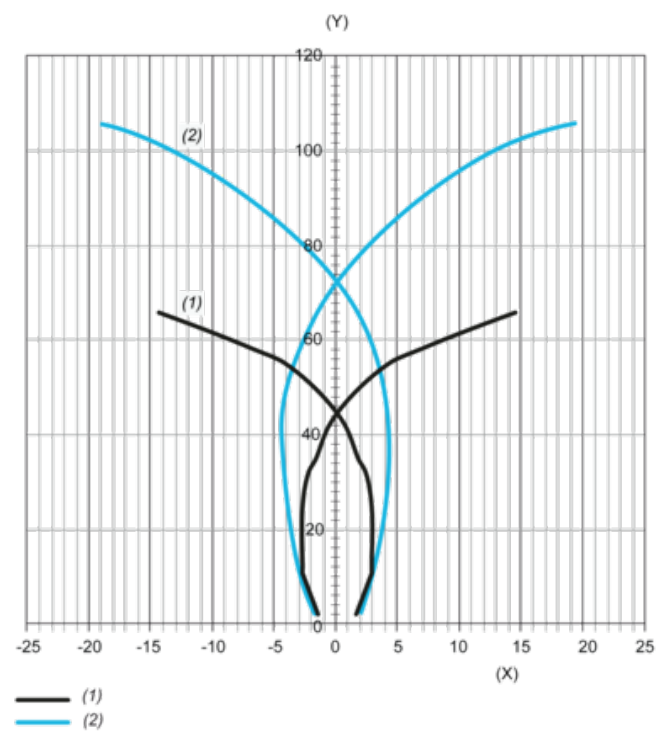
BN : Brown

BU : Blue

BK : Black

Detection Curves

Conveyor Axis - Load Running Direction



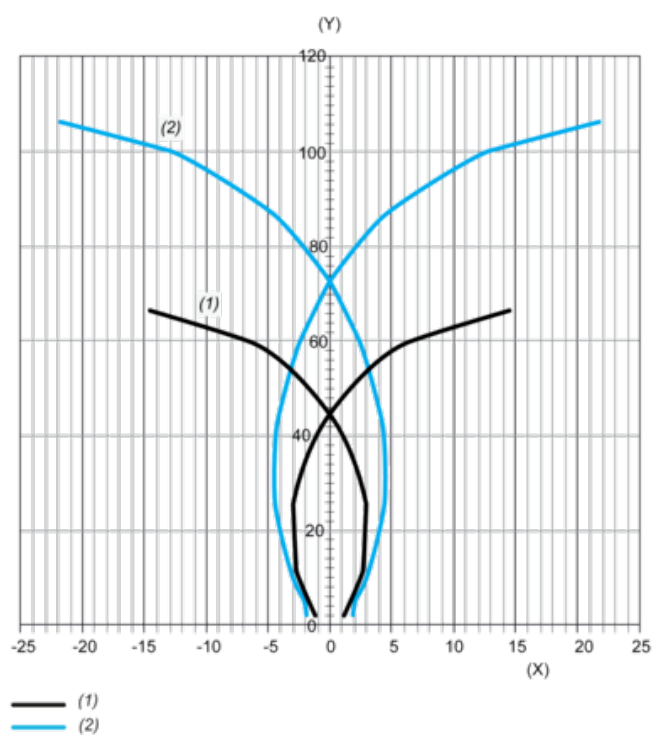
(1) Black 6%

(2) White 92%

(x) Distance between the target and the optical axis in mm

(y) Distance between the target and the sensor in mm

Roller Axis - Direction at Right-angles to Load Running



(1) Black 6%

(2) White 92%

(x) Distance between the target and the optical axis in mm

(y) Distance between the target and the sensor in mm