

# XUBLAPCNL2R

photo-electric sensor - XUB - receiver - laser -  
Sn 100m - 12..24VDC - cable 2m



## Main

Range of product	Telemecanique Photoelectric sensors XU
Series name	Application material handling
Electronic sensor type	Photo-electric sensor receiver
Sensor name	XUB
Sensor design	Cylindrical M18
Detection system	Thru beam
Material	Plastic
Type of output signal	Discrete
Supply circuit type	DC
Wiring technique	3-wire
Discrete output type	PNP
Discrete output function	1 NO or 1 NC programmable
Electrical connection	Cable
Cable length	2 m
Product specific application	-
Emission	Red laser thru beam class 1 670 nm conforming to IEC 60825-1
[Sn] nominal sensing distance	0...100 m thru beam need a transmitter XUBLAKCNL2T

## Complementary

Enclosure material	PBT
Lens material	PMMA
Output type	Solid state
Wire insulation material	PvR
Status LED	1 LED (green) for supply on 1 LED (yellow) for output state 1 LED (red) for stability
[Us] rated supply voltage	12...24 V DC with reverse polarity protection
Supply voltage limits	10...30 V DC
Switching capacity in mA	<= 100 mA (overload and short-circuit protection)
Switching frequency	<= 1500 Hz
Maximum voltage drop	<1.5 V (closed state)
Current consumption	25 mA no-load
Maximum delay first up	80 ms
Maximum delay response	0.4 ms
Maximum delay recovery	0.4 ms
Diameter	18 mm
Length	62 mm
Net weight	0.09 kg

The information provided in this documentation contains general descriptions and/or technical characteristics of the performance of the products contained herein. This documentation is not intended as a substitute for and is not to be used for determining suitability or reliability of these products for specific user applications. It is the duty of any such user or integrator to perform the appropriate and complete risk analysis, evaluation and testing of the products with respect to the relevant specific application or use thereof. Neither TWSS Holding nor any of its affiliates or subsidiaries shall be responsible or liable for misuse of the information contained herein.

## Environment

Product certifications	CSA[RETURN]CE[RETURN]UL
Ambient air temperature for operation	-10...45 °C
Ambient air temperature for storage	-40...70 °C
Vibration resistance	7 gn, amplitude = +/- 1.5 mm (f = 10...55 Hz) conforming to IEC 60068-2-6
Shock resistance	30 gn (duration = 11 ms) conforming to IEC 60068-2-27
IP degree of protection	IP67 double insulation conforming to IEC 60529

## Packing Units

Unit Type of Package 1	PCE
Number of Units in Package 1	1
Package 1 Height	3.6 cm
Package 1 Width	7 cm
Package 1 Length	13 cm
Package 1 Weight	93 g

## Offer Sustainability

Sustainable offer status	Green Premium product
California proposition 65	WARNING: This product can expose you to chemicals including: Diisononyl phthalate (DINP), which is known to the State of California to cause cancer, and Di-isodecyl phthalate (DIDP), which is known to the State of California to cause birth defects or other reproductive harm. For more information go to <a href="http://www.P65Warnings.ca.gov">www.P65Warnings.ca.gov</a>
For all Reach Rohs enquiries contact us at	<a href="mailto:sustainability@tesensors.com">sustainability@tesensors.com</a>

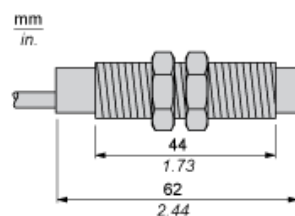
## Contractual warranty

Warranty	18 months
----------	-----------

---

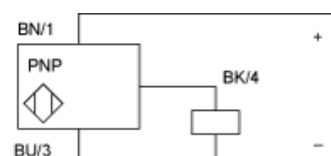
Dimensions

---



## Wiring Schemes

### PNP



(+) Brown

BN :

(-) Blue

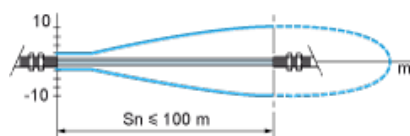
BU :

(Output) Black

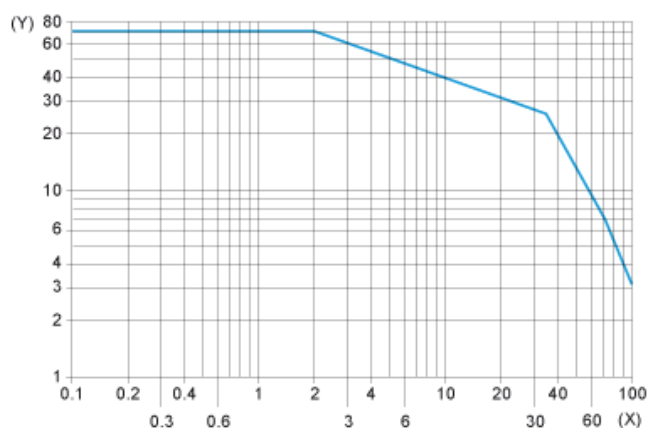
BK :

## Curves

### Detection Curve (Set to Infinity)

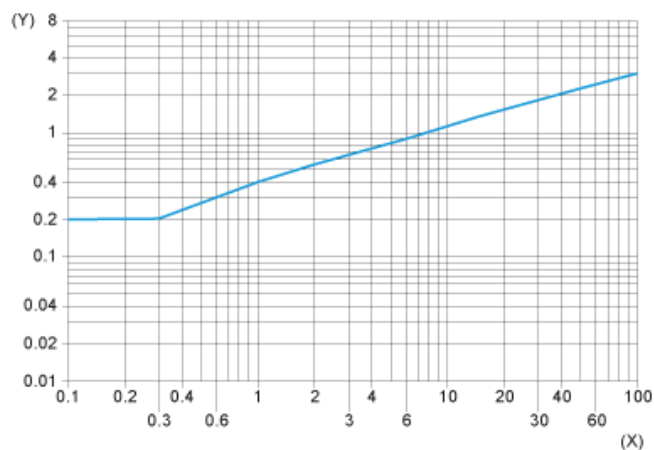


### Excess Gain Curve



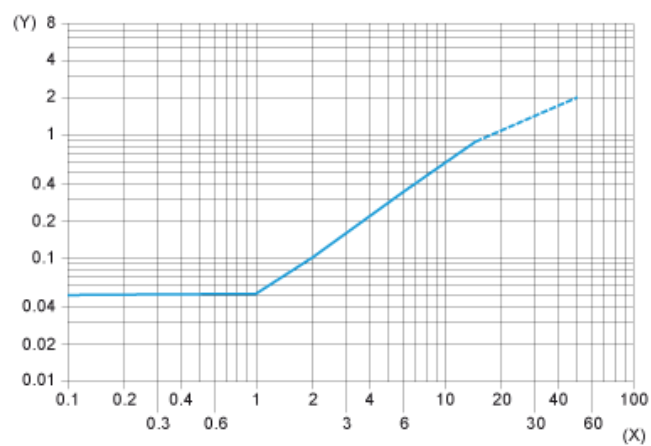
(X) Distance (m)  
(Y) Gain

### Standard Curve



(X) Distance focusing point (m)  
(Y) Minimum size of the object to be detected (mm)

## Detection Limit Curve



(X) Distance focusing point (m)

(Y) Minimum size of the object to be detected (mm)