

XU2M18MA230WK

Photoelectric sensors XU, XU2, thru beam, 90°, Sn 15 m, 24...240VAC/DC, 1/2"



Main

Range of product	Telemecanique Photoelectric sensors XU
Series name	General purpose single mode
Electronic sensor type	Photo-electric sensor
Sensor name	XU2
Sensor design	Cylindrical M18
Detection system	Thru beam
Material	Metal
Line of sight type	90° lateral
Type of output signal	Discrete
Supply circuit type	AC/DC
Wiring technique	2-wire
Discrete output function	1 NO
Electrical connection	1 male connector 1/2"20 UNF, 3 pins
Product specific application	-
Emission	Infrared thru beam
[Sn] nominal sensing distance	15 m thru beam

Complementary

Enclosure material	Nickel plated brass
Lens material	PMMA
Maximum sensing distance	20 m
Output type	Solid state
Add on output	Without
Status LED	1 LED (yellow) for output state 1 LED (red) for instability
[Us] rated supply voltage	24...240 V AC/DC
Supply voltage limits	20...264 V AC/DC
Maximum residual current	1.5 mA open state
Switching capacity in mA	10...200 mA (to be used with 0.4 A quick-blow fuse in series with the load)
Switching frequency	<= 25 Hz
Maximum voltage drop	<6 V (closed state)
Maximum delay first up	300 ms
Maximum delay response	20 ms
Maximum delay recovery	20 ms
Setting-up	Sensitivity adjustment
Diameter	18 mm
Length	110 mm
Net weight	0.155 kg
Kit composition	Transmitter + receiver XU2M18MC230WKT + XU2M18MA230WKR

The information provided in this documentation contains general descriptions and/or technical characteristics of the performance of the products contained herein. This documentation is not intended as a substitute for and is not to be used for determining suitability or reliability of these products for specific user applications. It is the duty of any such user or integrator to perform the appropriate and complete risk analysis, evaluation and testing of the products with respect to the relevant specific application or use thereof. Neither TWSS Holding nor any of its affiliates or subsidiaries shall be responsible or liable for misuse of the information contained herein.

Environment

Product certifications	CSA[RETURN]UL[RETURN]CE
Ambient air temperature for operation	-25...55 °C
Ambient air temperature for storage	-40...70 °C
Vibration resistance	7 gn, amplitude = +/- 1.5 mm (f = 10...55 Hz) conforming to IEC 60068-2-6
Shock resistance	30 gn (duration = 11 ms) conforming to IEC 60068-2-27
IP degree of protection	IP67 conforming to IEC 60529

Packing Units

Unit Type of Package 1	PCE
Number of Units in Package 1	1
Package 1 Height	4.1 cm
Package 1 Width	9.4 cm
Package 1 Length	13.0 cm
Package 1 Weight	200.0 g

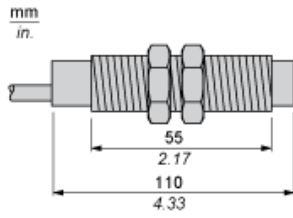
Offer Sustainability

Sustainable offer status	Green Premium product
California proposition 65	WARNING: This product can expose you to chemicals including: Diisononyl phthalate (DINP), which is known to the State of California to cause cancer, and Di-isodecyl phthalate (DIDP), which is known to the State of California to cause birth defects or other reproductive harm. For more information go to www.P65Warnings.ca.gov
For all Reach Rohs enquiries contact us at	sustainability@tesensors.com

Contractual warranty

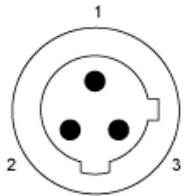
Warranty	18 months
----------	-----------

Dimensions



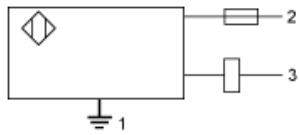
Wiring Schemes

Connector

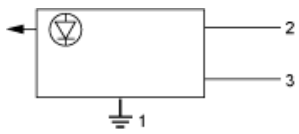


- 1 : Grounding
- 2 : AC/DC
- 3 : AC/DC

2-wire AC or DC



Transmitter



Detection Curves

Thru-beam System

