

XT518B1PCM12

Capacitive proximity sensors XT, cylindrical
M18, brass, 4-wire, Sn 5 mm, 24 V DC, 1 NC +
1 NO



Main

Range of product	Telemecanique Capacitive proximity sensors XT
Product or component type	Sensor
Sensor type	Capacitive proximity sensor
Product specific application	Detection of insulated or conductive materials
Sensor name	XT5
Sensor design	Cylindrical M18
Size	70 mm
Body type	Fixed
Detector flush mounting acceptance	Flush mountable
Material	Metal
Enclosure material	Nickel plated brass
Type of output signal	Discrete
Wiring technique	4-wire
[Sn] nominal sensing distance	5 mm
Discrete output function	1 NC + 1 NO
Output circuit type	DC
Discrete output type	PNP
Electrical connection	Male connector M12, 4 pins
[Us] rated supply voltage	24 V DC with reverse polarity protection
Maximum delay response	15 ms
IP degree of protection	IP67 conforming to IEC 60529 IP65 conforming to IEC 60529

Complementary

ISO thread	M18 x 1
Detection face	Frontal
Front material	PBT
[Sa] assured operating distance	0...3.6 mm
Adjustment zone	2...7.5 mm
Differential travel	< 0.2 x Sr
Repeat accuracy	< 0.1 x Sr
Status LED	Output state indication: 1 LED (yellow) Power status: 1 LED (green)
Supply voltage limits	12...30 V DC
Maximum residual current	0.1 mA open state
Protection type	Short-circuit protection
Switching frequency	<= 40 Hz
Maximum voltage drop	<2.5 V (closed)
Current consumption	< 15 mA
Maximum delay first up	300 ms
Maximum delay recovery	15 ms
Maximum switching current	200 mA

Marking	CE
Setting-up	Sensitivity by potentiometer
Threaded length	50 mm
Length	70 mm
Net weight	0.075 kg

Environment

Standards	IEC 60947-5-2 UL 61010-1
Product certifications	cULus
Ambient air temperature for operation	-25...70 °C
Electrical insulation class	Class III conforming to IEC 61140
Vibration resistance	10 gn amplitude = 1 mm (f = 10...55 Hz) conforming to IEC 60068-2-6
Shock resistance	30 gn for 11 ms conforming to IEC 60068-2-27
Resistance to electrostatic discharge	4 kV contact conforming to IEC 61000-4-2 8 kV air conforming to IEC 61000-4-2
Resistance to electromagnetic fields	3 V/m conforming to IEC 61000-4-3
Resistance to fast transients	2 kV conforming to IEC 61000-4-4

Packing Units

Unit Type of Package 1	PCE
Number of Units in Package 1	1
Package 1 Height	2.000 cm
Package 1 Width	11.000 cm
Package 1 Length	12.500 cm
Package 1 Weight	61.000 g
Unit Type of Package 2	S02
Number of Units in Package 2	120
Package 2 Height	15.000 cm
Package 2 Width	30.000 cm
Package 2 Length	40.000 cm
Package 2 Weight	7.709 kg

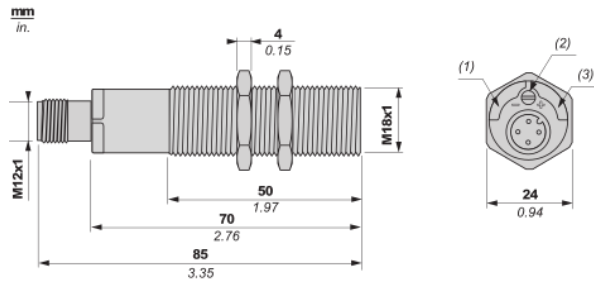
Offer Sustainability

California proposition 65	WARNING: This product can expose you to chemicals including: Diisononyl phthalate (DINP), which is known to the State of California to cause cancer, and Di-isodecyl phthalate (DIDP), which is known to the State of California to cause birth defects or other reproductive harm. For more information go to www.P65Warnings.ca.gov
For all Reach Rohs enquiries contact us at	sustainability@tesensors.com

Contractual warranty

Warranty	18 months
----------	-----------

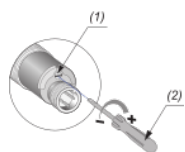
Dimensions



- (1) Output status LED (yellow)
- (2) Adjustment potentiometer (sensitivity)
- (3) Power ON LED (green)

Mounting and Clearance

Sensitivity adjustment

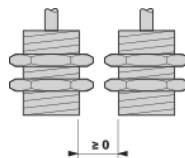


- (1) Adjustment potentiometer
- (2) Adjustment using suitable screwdriver (included with sensor)

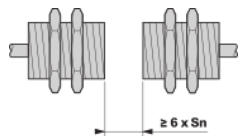
Mounting and Clearance

Minimum Mounting Distances

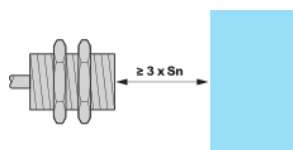
Side by side



Face to face



Facing a Metal Object



Connections and schema

Wiring diagram

4-wire DC, PNP, NO + NC output, M12 connector

