

# XS9F111A2L2

Inductive proximity sensors XS, inductive sensor XS9 15x32x8, PBT, Sn5mm, 24 VDC, cable 2 m



## Main

Range of product	Telemecanique Inductive proximity sensors XS
Series name	Application
Sensor type	Inductive proximity sensor
Device application	-
Sensor name	XS9
Sensor design	Flat form 15 x 32 x 8
Size	8 mm
Body type	Fixed
Detector flush mounting acceptance	Flush mountable
Material	Plastic
Enclosure material	PBT
Type of output signal	Analogue
Wiring technique	2-wire
[Sn] nominal sensing distance	5 mm
Output circuit type	DC
Analogue output range	4...20 mA
Electrical connection	Cable
Cable length	2 m
[Us] rated supply voltage	24 V DC
IP degree of protection	IP68 conforming to IEC 60529

## Complementary

Detection face	Frontal
Front material	PBT
Operating zone	1...5 mm
Repeat accuracy	<= 3% of Sr
Linearity error	+/- 2 mA
Cable composition	3 x 0.34 mm <sup>2</sup>
Wire insulation material	PVC
Status LED	Without
Supply voltage limits	15...36 V DC
Switching frequency	<= 2000 Hz
Current consumption	0...4 mA no-load
Maximum output current drift	10 %
Marking	CE
Depth	8 mm
Height	32 mm
Width	15 mm

The information provided in this documentation contains general descriptions and/or technical characteristics of the performance of the products contained herein. This documentation is not intended as a substitute for and is not to be used for determining suitability or reliability of these products for specific user applications. It is the duty of any such user or integrator to perform the appropriate and complete risk analysis, evaluation and testing of the products with respect to the relevant specific application or use thereof. Neither TWSS Holding nor any of its affiliates or subsidiaries shall be responsible or liable for misuse of the information contained herein.

## Environment

Product certifications	CSA[RETURN]JUL
Ambient air temperature for operation	-25...70 °C
Ambient air temperature for storage	-40...85 °C
Vibration resistance	25 gn amplitude = +/- 2 mm (f = 10...55 Hz) conforming to IEC 60068-2-6
Shock resistance	50 gn for 11 ms conforming to IEC 60068-2-27

## Packing Units

Unit Type of Package 1	PCE
Number of Units in Package 1	1
Package 1 Height	4.2 cm
Package 1 Width	9.7 cm
Package 1 Length	13.2 cm
Package 1 Weight	84.0 g
Unit Type of Package 2	S02
Number of Units in Package 2	22
Package 2 Height	15.0 cm
Package 2 Width	30.0 cm
Package 2 Length	40.0 cm
Package 2 Weight	2.344 kg

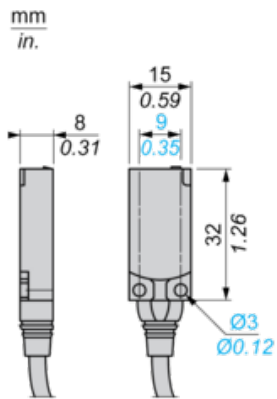
## Offer Sustainability

California proposition 65	WARNING: This product can expose you to chemicals including: Diisononyl phthalate (DINP), which is known to the State of California to cause cancer, and Di-isodecyl phthalate (DIDP), which is known to the State of California to cause birth defects or other reproductive harm. For more information go to <a href="http://www.P65Warnings.ca.gov">www.P65Warnings.ca.gov</a>
For all Reach Rohs enquiries contact us at	<a href="mailto:sustainability@tesensors.com">sustainability@tesensors.com</a>

## Contractual warranty

Warranty	18 months
----------	-----------

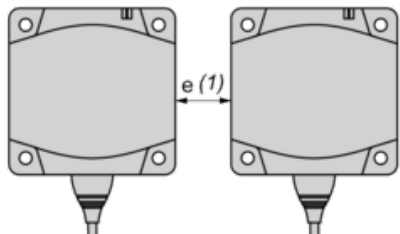
Dimensions



## Setting-up

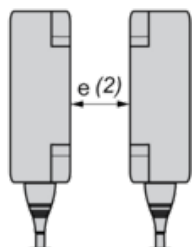
### Minimum Mounting Distances (mm)

Side by Side



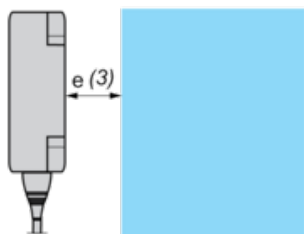
$$e (1) \geq 15$$

Face to Face



$$e (2) \geq 36$$

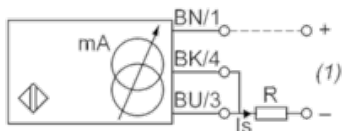
Facing a Metal Object



$$e (3) \geq 15$$

Wiring Schemes

2-Wire Connection



BU : Blue

BN : Brown

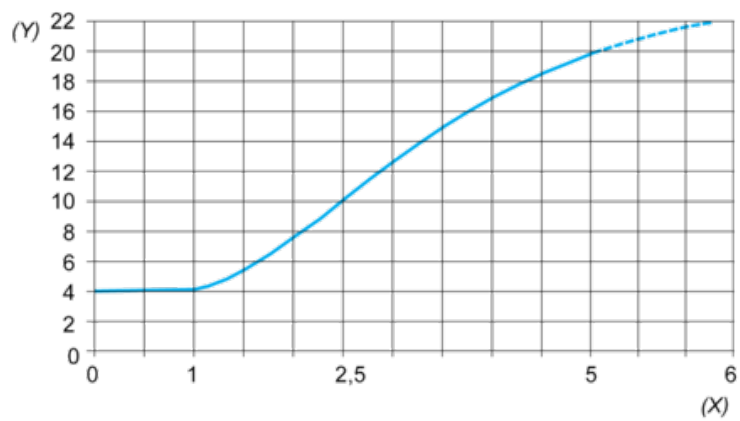
BK : Black

(1) Output current

Ensure a minimum of 10 V between the + (terminal 1) and - (terminal 3) of the sensor

	Output current	Load impedance value
12 V	4...20 mA	$R \leq 8.2 \Omega$
24 V	4...20 mA	$R \leq 470 \Omega$

## Output Curves



(Y) Is (mA)

(X) Sensors - object distance (mm)