

XS7J1A1NAL2

Inductive proximity sensors XS, inductive sensor XS7 8x22x8, PBT, Sn2.5 mm, 12...24 VDC, cable 2 m



Main

| | |
|------------------------------------|---|
| Range of product | Telemecanique Inductive proximity sensors XS |
| Series name | General purpose |
| Sensor type | Inductive proximity sensor |
| Device application | - |
| Sensor name | XS7 |
| Sensor design | Flat form 8 x 22 x 8 |
| Size | 8 mm |
| Body type | Fixed |
| Detector flush mounting acceptance | Flush mountable |
| Material | Plastic |
| Enclosure material | PBT |
| Type of output signal | Discrete |
| Wiring technique | 3-wire |
| Discrete output function | 1 NO |
| Output circuit type | DC |
| Discrete output type | NPN |
| Electrical connection | Cable |
| Cable length | 2 m |
| [Us] rated supply voltage | 12...24 V DC with reverse polarity protection |
| Switching capacity in mA | <= 100 mA DC with overload and short-circuit protection |
| IP degree of protection | IP67 conforming to IEC 60529 |

Complementary

| | |
|--------------------------|------------------------------|
| Detection face | Frontal |
| Front material | PBT |
| Operating zone | 0...2 mm |
| Differential travel | 1...15% of Sr |
| Cable composition | 3 x 0.11 mm ² |
| Wire insulation material | PVC |
| Status LED | Output state: 1 LED (yellow) |
| Supply voltage limits | 10...36 V DC |
| Switching frequency | <= 2000 Hz |
| Maximum voltage drop | <2 V (closed) |
| Current consumption | <= 10 mA no-load |
| Maximum delay first up | 5 ms |
| Maximum delay response | 0.1 ms |
| Maximum delay recovery | 0.1 ms |
| Marking | CE |
| Depth | 8 mm |
| Height | 22 mm |
| Width | 8 mm |

Environment

| | |
|---------------------------------------|---|
| Product certifications | UL[RETURN]CSA[RETURN]C-Tick |
| Ambient air temperature for operation | -25...70 °C |
| Ambient air temperature for storage | -40...85 °C |
| Vibration resistance | 25 gn amplitude = +/- 2 mm (f = 10...55 Hz) conforming to IEC 60068-2-6 |
| Shock resistance | 50 gn for 11 ms conforming to IEC 60068-2-27 |

Packing Units

| | |
|------------------------------|-----------|
| Unit Type of Package 1 | PCE |
| Number of Units in Package 1 | 1 |
| Package 1 Height | 9.5 cm |
| Package 1 Width | 13.2 cm |
| Package 1 Length | 4.2 cm |
| Package 1 Weight | 54.0 g |
| Unit Type of Package 2 | S02 |
| Number of Units in Package 2 | 16 |
| Package 2 Height | 15 cm |
| Package 2 Width | 30 cm |
| Package 2 Length | 40 cm |
| Package 2 Weight | 1.319 kg |
| Unit Type of Package 3 | P06 |
| Number of Units in Package 3 | 256 |
| Package 3 Height | 105 cm |
| Package 3 Width | 60 cm |
| Package 3 Length | 80 cm |
| Package 3 Weight | 22.324 kg |

Offer Sustainability

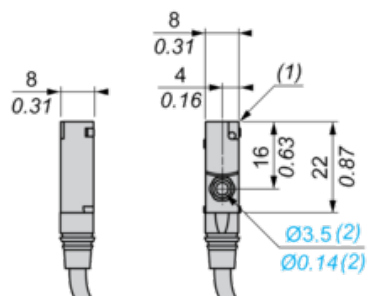
| | |
|--|---|
| Sustainable offer status | Green Premium product |
| Circularity Profile | No need of specific recycling operations |
| California proposition 65 | WARNING: This product can expose you to chemicals including: Diisononyl phthalate (DINP), which is known to the State of California to cause cancer, and Di-isodecyl phthalate (DIDP), which is known to the State of California to cause birth defects or other reproductive harm. For more information go to www.P65Warnings.ca.gov |
| For all Reach Rohs enquiries contact us at | sustainability@tesensors.com |

Contractual warranty

| | |
|----------|-----------|
| Warranty | 18 months |
|----------|-----------|

Dimensions

mm
in.



(1) LED

(2) For CHC type screws

Setting-up

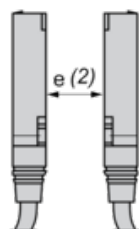
Minimum Mounting Distances (mm)

Side by Side



$$e (1) \geq 7.5$$

Face to Face



$$e (2) \geq 20$$

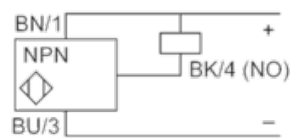
Facing a Metal Object



$$e (3) \geq 7.5$$

Wiring Schemes

NPN



BU : Blue

BN : Brown

BK : Black