

XS508BLNAL2

Inductive proximity sensors XS, inductive sensor XS5 M8, L51mm, stainless, Sn1.5 mm, 12...48 VDC, cable 2 m



Main

| | |
|------------------------------------|---|
| Range of product | Telemecanique Inductive proximity sensors XS |
| Series name | General purpose |
| Sensor type | Inductive proximity sensor |
| Device application | - |
| Sensor name | XS5 |
| Sensor design | Cylindrical M8 |
| Size | 51 mm |
| Body type | Fixed |
| Detector flush mounting acceptance | Flush mountable |
| Material | Stainless steel |
| Type of output signal | Discrete |
| Wiring technique | 3-wire |
| [Sn] nominal sensing distance | 1.5 mm |
| Discrete output function | 1 NO |
| Output circuit type | DC |
| Discrete output type | NPN |
| Electrical connection | Cable |
| Cable length | 2 m |
| [Us] rated supply voltage | 12...48 V DC with reverse polarity protection |
| Switching capacity in mA | <= 200 mA DC with overload and short-circuit protection |
| IP degree of protection | IP67 conforming to IEC 60529 |

Complementary

| | |
|--------------------------|------------------------------|
| Thread type | M8 x 1 |
| Detection face | Frontal |
| Front material | PPS |
| Enclosure material | Stainless steel 303 |
| Operating zone | 0...1.2 mm |
| Differential travel | 1...15% of Sr |
| Cable composition | 3 x 0.11 mm ² |
| Wire insulation material | PVC |
| Status LED | Output state: 1 LED (yellow) |
| Supply voltage limits | 10...58 V DC |
| Switching frequency | <= 5000 Hz |
| Maximum voltage drop | <2 V (closed) |
| Current consumption | <= 10 mA no-load |
| Maximum delay first up | 10 ms |
| Maximum delay response | 0.1 ms |
| Maximum delay recovery | 0.1 ms |
| Marking | CE |
| Threaded length | 42 mm |
| Length | 51 mm |
| Net weight | 0.035 kg |

Environment

| | |
|---------------------------------------|---|
| Product certifications | CSA[RETURN]UL |
| Ambient air temperature for operation | -25...70 °C |
| Ambient air temperature for storage | -40...85 °C |
| Vibration resistance | 25 gn amplitude = +/- 2 mm (f = 10...55 Hz) conforming to IEC 60068-2-6 |
| Shock resistance | 50 gn for 11 ms conforming to IEC 60068-2-27 |

Packing Units

| | |
|------------------------------|---------|
| Unit Type of Package 1 | PCE |
| Number of Units in Package 1 | 1 |
| Package 1 Height | 13 cm |
| Package 1 Width | 4.1 cm |
| Package 1 Length | 9.4 cm |
| Package 1 Weight | 43 g |
| Unit Type of Package 2 | S02 |
| Number of Units in Package 2 | 22 |
| Package 2 Height | 15 cm |
| Package 2 Width | 30 cm |
| Package 2 Length | 40 cm |
| Package 2 Weight | 1.25 kg |

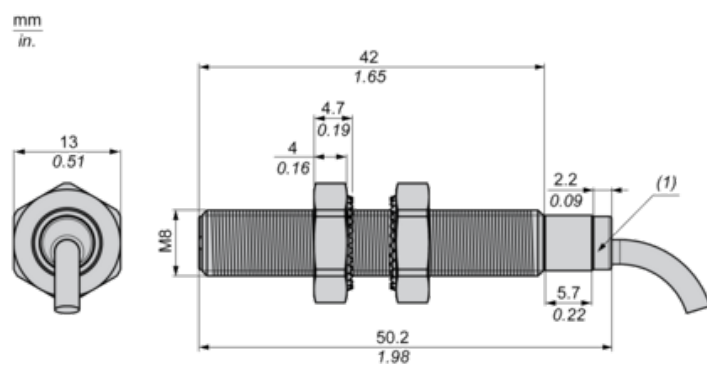
Offer Sustainability

| | |
|--|---|
| Sustainable offer status | Green Premium product |
| Circularity Profile |  End of Life Information |
| California proposition 65 | WARNING: This product can expose you to chemicals including: Diisononyl phthalate (DINP), which is known to the State of California to cause cancer, and Di-isodecyl phthalate (DIDP), which is known to the State of California to cause birth defects or other reproductive harm. For more information go to www.P65Warnings.ca.gov |
| For all Reach Rohs enquiries contact us at | sustainability@tesensors.com |

Contractual warranty

| | |
|----------|-----------|
| Warranty | 18 months |
|----------|-----------|

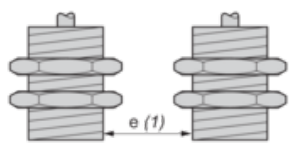
Dimensions



(1) LED

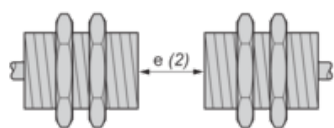
Minimum Mounting Distances

Side by side



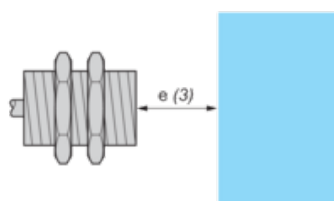
$e (1) \geq 3 \text{ mm}/0.12 \text{ in.}$

Face to face



$e (2) \geq 18 \text{ mm}/0.71 \text{ in.}$

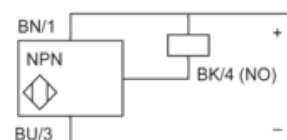
Facing a metal object



$e (3) \geq 4.5 \text{ mm}/0.18 \text{ in.}$

Wiring Schemes

NPN



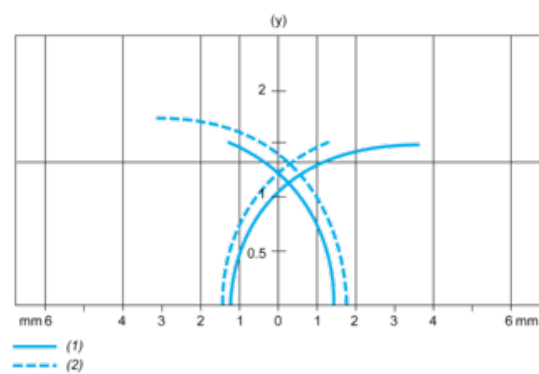
BU : Blue

BN : Brown

BK : Black

Performance Curves

Standard Steel Target : 8x8x1 mm



(1) Pick-up points

(2) Drop-out points (object approaching from the side)

(y) Sensing distance in mm