

XC1AC179

limit switch XC1AC - roller lever on needle roller bearing - 2NO - staggered



Main

Range of product	OsiSense XC
Series name	Special format
Product or component type	Limit switch
Product specific application	Materials handling
Device short name	XC1AC
Sensor design	-
Body type	Fixed
Head type	Plunger head
Material	Metal
Fixing mode	By the body
Movement of operating head	Linear
Type of operator	Spring return roller lever metal on needle roller bearing
Switch actuation	By 30° cam
Type of approach	Lateral approach, 2 directions
Electrical connection	Screw-clamp terminals, clamping capacity: 1 x 0.5...1 x 2.5 mm ²
Cable entry	3 entries tapped for Pg 13.5 cable gland, cable outer diameter: 9...12 mm
Number of poles	2
Contacts type and composition	2 NO
Contact operation	Slow-break, staggered
Number of steps	1
Positive opening	Without

Complementary

Contacts insulation form	Zb
Maximum actuation speed	1 M/S from left 0.5 m/s from right
[I _{th}] conventional enclosed thermal current	10 A
[U _i] rated insulation voltage	500 V AC
Maximum resistance across terminals	8 mOhm
Short-circuit protection	10 A cartridge fuse, type gG

The information provided in this documentation contains general descriptions and/or technical characteristics of the performance of the products contained herein. This documentation is not intended as a substitute for and is not to be used for determining suitability or reliability of these products for specific user applications. It is the duty of any such user or integrator to perform the appropriate and complete risk analysis, evaluation and testing of the products with respect to the relevant specific application or use thereof. Neither TWSS Holding nor any of its affiliates or subsidiaries shall be responsible or liable for misuse of the information contained herein.

Electrical durability	<p>1000000 Cycles, AC-15 f = 50/60 Hz, inductive load type, 110 V, 900 VA, operating rate <60 cyc/mn, load factor: 0.5 conforming to IEC 60947-5-1 appendix C</p> <p>1000000 Cycles, AC-15 f = 50/60 Hz, inductive load type, 230 V, 1900 VA, operating rate <60 cyc/mn, load factor: 0.5 conforming to IEC 60947-5-1 appendix C</p> <p>1000000 Cycles, AC-15 f = 50/60 Hz, inductive load type, 48 V, 450 VA, operating rate <60 cyc/mn, load factor: 0.5 conforming to IEC 60947-5-1 appendix C</p> <p>1000000 Cycles, DC-13, inductive load type, 110 V, 100 W, operating rate <60 cyc/mn, load factor: 0.5 conforming to IEC 60947-5-1 appendix C</p> <p>1000000 Cycles, DC-13, inductive load type, 230 V, 95 W, operating rate <60 cyc/mn, load factor: 0.5 conforming to IEC 60947-5-1 appendix C</p> <p>1000000 Cycles, DC-13, inductive load type, 48 V, 100 W, operating rate <60 cyc/mn, load factor: 0.5 conforming to IEC 60947-5-1 appendix C</p> <p>3000000 Cycles, AC-15 f = 50/60 Hz, inductive load type, 110 V, 350 VA, operating rate <60 cyc/mn, load factor: 0.5 conforming to IEC 60947-5-1 appendix C</p> <p>3000000 Cycles, AC-15 f = 50/60 Hz, inductive load type, 230 V, 430 VA, operating rate <60 cyc/mn, load factor: 0.5 conforming to IEC 60947-5-1 appendix C</p> <p>3000000 Cycles, AC-15 f = 50/60 Hz, inductive load type, 48 V, 170 VA, operating rate <60 cyc/mn, load factor: 0.5 conforming to IEC 60947-5-1 appendix C</p> <p>3000000 Cycles, DC-13, inductive load type, 110 V, 40 W, operating rate <60 cyc/mn, load factor: 0.5 conforming to IEC 60947-5-1 appendix C</p> <p>3000000 Cycles, DC-13, inductive load type, 230 V, 33 W, operating rate <60 cyc/mn, load factor: 0.5 conforming to IEC 60947-5-1 appendix C</p> <p>3000000 cycles, DC-13, inductive load type, 48 V, 35 W, operating rate <60 cyc/mn, load factor: 0.5 conforming to IEC 60947-5-1 appendix C</p>
Mechanical durability	10000000 cycles
Width	77 mm
Height	157 mm
Depth	44 mm
Net weight	0.87 kg
Terminals description ISO n°1	(13-14)NO (11-12)NC

Environment

Shock resistance	95 gn for 11 ms conforming to IEC 60068-2-27
Vibration resistance	9 gn (f= 10...500 Hz) conforming to IEC 60068-2-6
IP degree of protection	IP65 conforming to IEC 60529 IP65 conforming to NF C 20-010
Electrical shock protection class	Class I conforming to IEC 61140 Class I conforming to NF C 20-030
Ambient air temperature for operation	-25...70 °C
Ambient air temperature for storage	-40...70 °C
Protective treatment	TC
Operating position	Any position
Product certifications	CSA
Standards	EN 60947-5-1 IEC 947-5-1 IEC 337-1 CSA C22.2 No 14 VDE 0660-200

Packing Units

Unit Type of Package 1	PCE
Number of Units in Package 1	1
Package 1 Height	9.2 cm
Package 1 Width	7.7 cm
Package 1 Length	4.4 cm
Package 1 Weight	1.87 kg

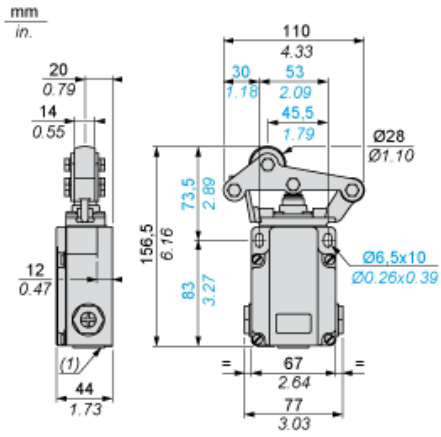
Offer Sustainability

California proposition 65	WARNING: This product can expose you to chemicals including: Diisononyl phthalate (DINP), which is known to the State of California to cause cancer, and Di-isodecyl phthalate (DIDP), which is known to the State of California to cause birth defects or other reproductive harm. For more information go to www.P65Warnings.ca.gov
For all Reach Rohs enquiries contact us at	sustainability@tesensors.com

Contractual warranty

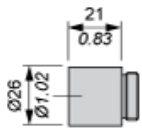
Warranty	18 months
----------	-----------

Dimensions



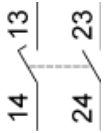
(1) 3 tapped entries for Pg 13.5 cable gland

Adaptator Dimensions for ISO M20 x 1.5



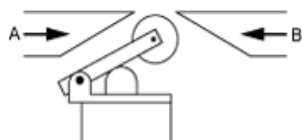
Wiring Diagram

2-pole NO + NO Staggered, Slow Break

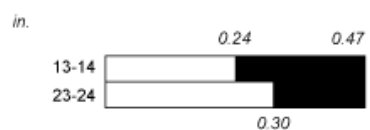
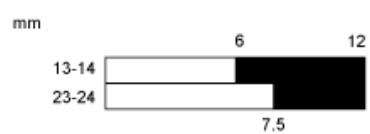


Characteristics of Actuation

Switch Actuation by 30° Cam



Functionnal Diagram



- (1) Closed
- (2) Open