

XC1AC136

Limit switch, Limit switches XC Standard, XC1AC, roller lever, 1NC+1 NO, make before brake



Main

Range of product	OsiSense XC
Series name	Special format
Product or component type	Limit switch
Product specific application	Materials handling
Device short name	XC1AC
Sensor design	-
Body type	Fixed
Head type	Plunger head
Material	Metal
Fixing mode	By the body
Movement of operating head	Linear
Type of operator	Spring return roller lever metal -
Switch actuation	By 30° cam
Type of approach	Lateral approach, 2 directions
Electrical connection	Screw-clamp terminals, clamping capacity: 1 x 0.5...1 x 2.5 mm²
Cable entry	3 entries tapped for Pg 13.5 cable gland, cable outer diameter: 9...12 mm
Number of poles	2
Contacts type and composition	1 NC + 1 NO
Contact operation	Slow-break, make before break
Number of steps	1
Positive opening	Without
Minimum force for tripping	23 N

Complementary

Contacts insulation form	Zb
Maximum actuation speed	1 M/S from left 0.5 m/s from right
[Ithe] conventional enclosed thermal current	10 A
[Ui] rated insulation voltage	500 V AC conforming to IEC 60947-5-1 500 V AC conforming to NF C 20-040 600 V DC conforming to IEC 60947-5-1 600 V DC conforming to NF C 20-040 600 V AC conforming to CSA C22.2 No 14 600 V DC conforming to CSA C22.2 No 14
Maximum resistance across terminals	8 mOhm
Short-circuit protection	10 A cartridge fuse, type gG

Electrical durability	<p>1000000 Cycles, AC-15 f = 50/60 Hz, inductive load type, 110 V, 900 VA, operating rate <60 cyc/mn, load factor: 0.5 conforming to IEC 60947-5-1 appendix C</p> <p>1000000 Cycles, AC-15 f = 50/60 Hz, inductive load type, 230 V, 1900 VA, operating rate <60 cyc/mn, load factor: 0.5 conforming to IEC 60947-5-1 appendix C</p> <p>1000000 Cycles, AC-15 f = 50/60 Hz, inductive load type, 48 V, 450 VA, operating rate <60 cyc/mn, load factor: 0.5 conforming to IEC 60947-5-1 appendix C</p> <p>1000000 Cycles, DC-13, inductive load type, 110 V, 100 W, operating rate <60 cyc/mn, load factor: 0.5 conforming to IEC 60947-5-1 appendix C</p> <p>1000000 Cycles, DC-13, inductive load type, 230 V, 95 W, operating rate <60 cyc/mn, load factor: 0.5 conforming to IEC 60947-5-1 appendix C</p> <p>1000000 Cycles, DC-13, inductive load type, 48 V, 100 W, operating rate <60 cyc/mn, load factor: 0.5 conforming to IEC 60947-5-1 appendix C</p> <p>3000000 Cycles, AC-15 f = 50/60 Hz, inductive load type, 110 V, 350 VA, operating rate <60 cyc/mn, load factor: 0.5 conforming to IEC 60947-5-1 appendix C</p> <p>3000000 Cycles, AC-15 f = 50/60 Hz, inductive load type, 230 V, 430 VA, operating rate <60 cyc/mn, load factor: 0.5 conforming to IEC 60947-5-1 appendix C</p> <p>3000000 Cycles, AC-15 f = 50/60 Hz, inductive load type, 48 V, 170 VA, operating rate <60 cyc/mn, load factor: 0.5 conforming to IEC 60947-5-1 appendix C</p> <p>3000000 Cycles, DC-13, inductive load type, 110 V, 40 W, operating rate <60 cyc/mn, load factor: 0.5 conforming to IEC 60947-5-1 appendix C</p> <p>3000000 Cycles, DC-13, inductive load type, 230 V, 33 W, operating rate <60 cyc/mn, load factor: 0.5 conforming to IEC 60947-5-1 appendix C</p> <p>3000000 cycles, DC-13, inductive load type, 48 V, 35 W, operating rate <60 cyc/mn, load factor: 0.5 conforming to IEC 60947-5-1 appendix C</p>
Mechanical durability	10000000 cycles
Width	77 mm
Height	157 mm
Depth	44 mm
Net weight	0.87 kg
Terminals description ISO n°1	(11-12)NC (21-22)NC

Environment

Shock resistance	95 gn for 11 ms conforming to IEC 60068-2-27
Vibration resistance	9 gn (f= 10...500 Hz) conforming to IEC 60068-2-6
IP degree of protection	IP65 conforming to IEC 60529 IP65 conforming to NF C 20-010
Electrical shock protection class	Class I conforming to IEC 61140 Class I conforming to NF C 20-030
Ambient air temperature for operation	-25...70 °C
Ambient air temperature for storage	-40...70 °C
Protective treatment	TC
Operating position	Any position
Product certifications	CSA
Standards	EN 60947-5-1 VDE 0660-200 CSA C22.2 No 14 IEC 60947-5-1 IEC 60337-1

Packing Units

Unit Type of Package 1	PCE
Number of Units in Package 1	1
Package 1 Height	5.3 cm
Package 1 Width	8.8 cm
Package 1 Length	15.3 cm
Package 1 Weight	640 g

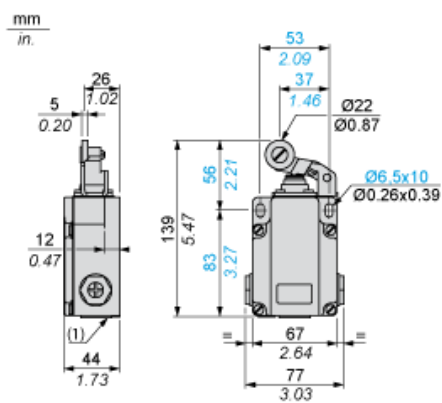
Offer Sustainability

Circularity Profile	No need of specific recycling operations
California proposition 65	WARNING: This product can expose you to chemicals including: Diisononyl phthalate (DINP), which is known to the State of California to cause cancer, and Di-isodecyl phthalate (DIDP), which is known to the State of California to cause birth defects or other reproductive harm. For more information go to www.P65Warnings.ca.gov
For all Reach Rohs enquiries contact us at	sustainability@tesensors.com

Contractual warranty

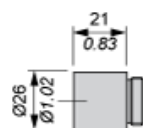
Warranty	18 months
----------	-----------

Dimensions



(1) 3 tapped entries for Pg 13.5 cable gland

Adaptor Dimensions for ISO M20 x 1.5



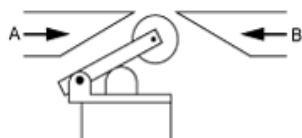
Wiring Diagram

2-pole NO + NC Make Before Break



Characteristics of Actuation

Switch Actuation by 30° Cam



Functionnal Diagram

