

FYG29

pressure switch FYG 7 bar - adjustable scale 2 thresholds - 2NC



Main

Range of product	Telemecanique Pressure sensors XM
Pressure sensor type	Electromechanical pressure sensor
Pressure sensor name	FYG
Pressure rating	7 bar
Fluid connection type	R 1/4 (male) conforming to ISO 228
Controlled fluid	Fresh water (0...70 °C) Sea water (0...70 °C)
Cable entry	2 cable entries with grommet
Contacts type and composition	2 NC snap action
Product specific application	-
Pressure switch type of operation	Regulation between 2 thresholds
[In] rated current	10 A at 250 V AC conforming to EN 60730-1
Electrical connection	Screw-clamp terminals, clamping capacity: 1 x 1...2 x 2 mm ²
Short-circuit protection	20 A cartridge fuse, type gG
Scale type	Adjustable differential
Setting	Internal
Local display	Without
Electrical circuit type	Power circuit

Complementary

Materials in contact with fluid	Nylon 6/6 Nitrile Zinc plated steel
Enclosure material	PS
Operating position	Any position
Motor power kW	0.75 KW/1 Hp at 110 V AC, 1 phase 1.1 KW/1.5 Hp at 110 V AC, 3 phases 1.5 KW/2 Hp at 230 V AC, 1 phase 1.5 KW/2 Hp at 400 V AC, 1 phase 2.2 KW/3 Hp at 230 V AC, 3 phases 2.2 KW/3 hp at 400 V AC, 3 phases
Adjustable range of switching point on falling pressure	0.5...5.4 bar
Adjustable range of switching point on rising pressure	2.8...7 bar
Possible differential minimum at low setting	1.2 bar
Possible differential minimum at high setting	1.6 bar
Possible differential maximum at low setting	2.3 bar
Possible differential maximum at high setting	2.7 bar
Maximum permissible accidental pressure	15 bar
Maximum permissible pressure - per cycle	8.75 bar
Destruction pressure	20 bar
Pressure actuator	Diaphragm
Electrical durability	100000 cycles, operating rate <10 cyc/mn
Mechanical durability	1000000 cycles
Terminal block type	4 terminals
Possible differential minimum at middle setting	1.4 bar

Possible differential maximum at middle setting	2.5 bar
Maximum operating rate	10 cyc/mn
[Ui] rated insulation voltage	500 V conforming to EN/IEC 60947-1
[Uimp] rated impulse withstand voltage	6 kV conforming to EN/IEC 60947-1
Net weight	0.34 kg
Repeat accuracy	2 %
Terminals description ISO n°1	(1-2)NC (3-4)NC
Depth	102 mm
Height	103 mm
Width	72 mm

Environment

Standards	EN/IEC 60730 CE
Ambient air temperature for operation	0...45 °C
Ambient air temperature for storage	-30...80 °C
Protective treatment	TC
Electrical shock protection class	Class I conforming to IEC 536
IP degree of protection	IP20 conforming to EN/IEC 60529

Packing Units

Unit Type of Package 1	PCE
Number of Units in Package 1	1

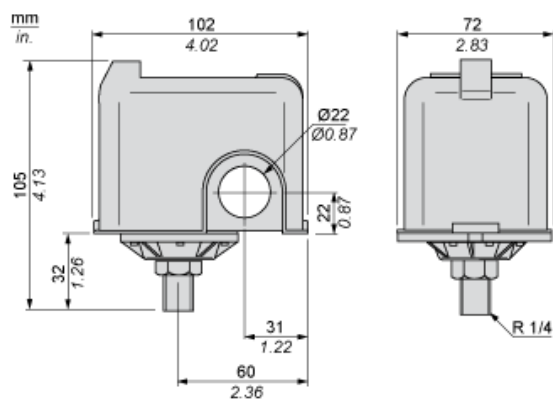
Offer Sustainability

Sustainable offer status	Green Premium product
For all Reach Rohs enquiries contact us at	sustainability@tesensors.com

Contractual warranty

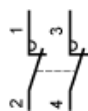
Warranty	18 months
----------	-----------

Dimensions



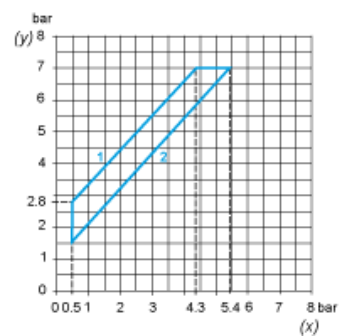
Wiring Diagram

Connections

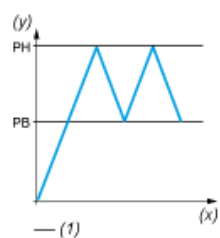


Curves

Operating Curves



- (y) Rising pressure
- (x) Falling pressure
- 1 : Maximum differential
- 2 : Minimum differential



- (y) Pressure
- (x) Time
- (1) Adjustable value